



**ROOTS**  
INTERNATIONAL  
SCHOOLS & COLLEGES



**RCI**



**MIUC**  
METROPOLITAN INTERNATIONAL  
UNITED COLLEGE

BRINGING OUT THE BEST IN CHILDREN  
SINCE 1988 **FUTURE GENERATION**



# SUMMER VACATIONS

## Homework

THIS PUBLICATION OF SUMMER VACATION HOMEWORK IS A CREATIVITY AND THINKING TOOL WHICH FOCUSES ON THE FUN AND ACADEMIC COMPONENTS TO BALANCE CHILD'S INTEREST AND LEARNING.





**Dear Parents,**

The moment children finish their final exams the most exciting and much awaited time of the school year i.e. the summer vacation starts the very next day.

Summer Vacations are greeted with joy by kids and are of course a time to reinvigorate and revive. However, a balance between recreation and work must be found to ensure a break that is productive as well as relaxing.

As the school closes for the summer break we have planned some activities /worksheets / projects for your child to enhance his / her learning skills in a fun filled way. We have tried to make the work enjoyable keeping in mind the interest of the children so that children are engaged positively and their energies are well-directed.

Mentioned below tips will not only help your child stay organized but will also make your vacation fun-filled and interesting. So, if you haven't nailed down your plans yet, here are some ideas that can make yours and ultimately your child's vacation an enriching and fun- filled experience.

### **Tips for Parents**

There are many ways to support your child's learning by providing opportunities for reading, writing, speaking and listening while on vacation. Family discussions, word games, trips to a local bookstore or library to choose books, visiting museums and other interesting places are all fun ways to involve your child in literacy activities over the summer. As a parent, you must also promote physical activity, improve coordination, teach good sportsmanship.

**HOLIDAYS HOMEWORK FOLDER:** Attempt all the activities/projects given in the Summer Vacation Task Booklet.

**GET CREATIVE:** Help your child make an attractive, handmade folder with old newspapers. Decorate it and compile all the holiday homework in it.

#### **MUST DO**

1. Encourage your child to eat healthy food and drink lots of water during summer.
2. Make a routine for your child to play, revise concepts and watch T.V. (Let your child watch some entertaining T.V. shows so that he/she does not watch T.V. as a pastime).

**MAKE YOUR HOME A PLACE FOR READING:** Understand that reading begins at home. Children read their environments, so make your home a print rich environment. Read! Don't expect reading to be important to your children if they see that it's not important to you. Invite your child to read with you.

**TRAVEL TIME ACTIVITY:** As children learn to observe their surroundings, they develop a sense of curiosity about themselves and the world around them. We encourage parents to point out, discuss and expose children to the world around them. First hand observation and hands-on exposure is the best way to give student the foundation that they need for learning. Children should be encouraged to ask questions. As we all know, having answers to questions is the first step towards satiating the basic thirst for knowledge.

**Most importantly, remember to have fun and stay active as a family.**

#### **Exhibition of Summer Vacation Task**

All students are required to complete their Summer Vacation Task. We shall hold the exhibition of summer projects during the first week of school inviting parents to visit the school to see their children presenting their work.

**Roots International Schools wishes all of you happy and healthy Summer Vacation!  
See you on 15 th August 2020. !**









# Summer Pack Grade 1 - 3



Create your own favorite poster. Draw or paste a picture.





Complete the story by filling in the missing letters. The picture clues will help you. When you are finished, have fun reading the story.

One day the  s\_\_\_\_n. The  d\_\_\_\_g was sleeping.

The  c\_\_\_\_t was sleeping too. The  h\_\_\_\_n

saw a  f\_\_\_\_x. "Help! Help! she shouted too. The 

\_\_\_\_at and the  \_\_\_\_og hid in a  b\_\_\_\_n.

The  \_\_\_\_en ran into a  h\_\_\_\_t.

The  fo\_\_\_\_ hid in a  b\_\_\_\_\_

and the  \_\_\_\_\_n went on shining.



Complete the puzzle by putting in the correct spelling.

SPELLING PUZZLE		CLOTHES		Can you spell these words?	
					
IKTSR	T-ITSHR	SKOCKS	IET	TLEB	ELSVGO
<input type="text"/>	<input type="text"/>	<input type="text"/>	<input type="text"/>	<input type="text"/>	<input type="text"/>

**PART ONE ADJECTIVES:** Write down the opposite of each words on the left. Choose from the words on the right.

## OPPOSITE

ADJECTIVE	OPPOSITE
good	
fat	
big	
tall	
full	
young	
open	
wet	
hot	
old	
happy	
fast	
high	
rich	
hard	

ADJECTIVE	OPPOSITE
right	
strong	
dead	
early	
thick	
wide	
male	
kind	
clever	
clean	
cheap	
easy	
friendly	
quiet	
asleep	



closed, new, poor, bad, dry, slow, short, thin, low, cold, empty, soft, small, sad, old, thin, unkind, expensive, unfriendly, awake, stupid, wrong, late, difficult, narrow, noisy, weak, dirty, alive, female



**PART TWO: VERBS:** Write down the opposite of each words on the left. Choose from the words on the right.

to take, to turn off, to dislike, to borrow, to leave, to start, to answer, to close, to teach, to cry, to play, to go, to buy, to stand up, to mend, to feel well, to go to bed, to take off, to find, to hate, to lose, to forget, to save, to sink, to whisper, to fall asleep, to suck, to hide, to die

VERBS	OPPOSITE
to stop	
to laugh	
to open	
to come	
to work	
to bring	
to learn	
to turn on	
to ask	
to like	
to sell	
to pull	
to sit down	
to lend	
to arrive	

VERBS	OPPOSITE
to love	
to wake up	
to blow	
to get up	
to spend	
to break	
to shout	
to win	
to fell ill	
to lose	
to show	
to remember	
to put on	
to float	





## Let Me Introduce Myself

- Hi, my name is .....
- I am from ..... (country)
- I live in ..... (city)
- I am ..... years old.
- I am a student at .....
- My favorite subject is .....
- My favorite sport is .....
- There are ..... people in my family.
- They are .....
- My father is a ..... and my mother a .....
- I would like to be a ..... because .....
- My hobby is .....
- In my free time, I also like .....
- I don't like .....
- My favorite food is .....
- My favorite drink is .....
- My favorite day of the week is ..... because .....
- My favorite month is ..... because.....
- My favorite singer (or band) is .....
- I like ..... (movies)
- My favorite place is ..... I like it because .....
- I like travelling. I have been to .....
- The most beautiful place in my country is .....
- I study English because .....

### Months

January  
February  
March  
April  
May  
June  
July  
August  
September  
October  
November  
December

because .....

.... I like it a lot

.... I think it's important

.... there are many things to see and do

.... I have to

.... it's relaxing

.... It's popular/ nice

### Jobs

teacher policeman  
doctor nurse  
architect engineer  
builder social worker

### Hobbies – Free time activities

- reading, painting, drawing, playing, computer games, surfing the internet, playing with friends, playing with my pet, listening to music, travelling, camping, hiking



Pasy Simple: Irregular



I		
You		
He		
She	ate	dinner.
It		
We		
They		

I		
You		
He		
She	didn't	eat dinner.
It		
We		
They		

didn't = did not

	Yes,	No,
Did	I you he she it we they	I you he she it we they
	eat	didn't.
	dinner?	

Fill in the blanks below to complete the sentences. Study the boxes above.

- I (eat) \_\_\_\_\_ dinner at six o'clock yesterday.
- A : \_\_\_\_\_ Helen (drive) \_\_\_\_\_ to work? B: Yes, she \_\_\_\_\_.
- My neighbor (buy) \_\_\_\_\_ a new car last week.
- They (go) \_\_\_\_\_ to Italy on their last summer holiday.
- A: \_\_\_\_\_ they (swim) \_\_\_\_\_ at the beach? B: No, they \_\_\_\_\_.
- My family and I (see) \_\_\_\_\_ a comedy movie last night.
- First, we (do) \_\_\_\_\_ exercise, and then we (drink) \_\_\_\_\_ some water.
- Suddenly, the animal jumped and (bite) \_\_\_\_\_ my hand.
- What time (do) \_\_\_\_\_ you (get up) \_\_\_\_\_ this morning?
- The Wright brothers (fly) \_\_\_\_\_ the first airplane in 1903.
- I think I (hear) \_\_\_\_\_ a strange sound outside the door one minute ago.
- When I was ten years old, I (break) \_\_\_\_\_ my arm. It really (hurt) \_\_\_\_\_.
- The police (catch) \_\_\_\_\_ all three of the bank robbers last week.
- How many times (do) \_\_\_\_\_ you (read) \_\_\_\_\_ that book?
- Unfortunately, I (forget) \_\_\_\_\_ to (bring) my money.

**DOWN**

- quick
- beautiful
- father
- sunny

**ACROSS**

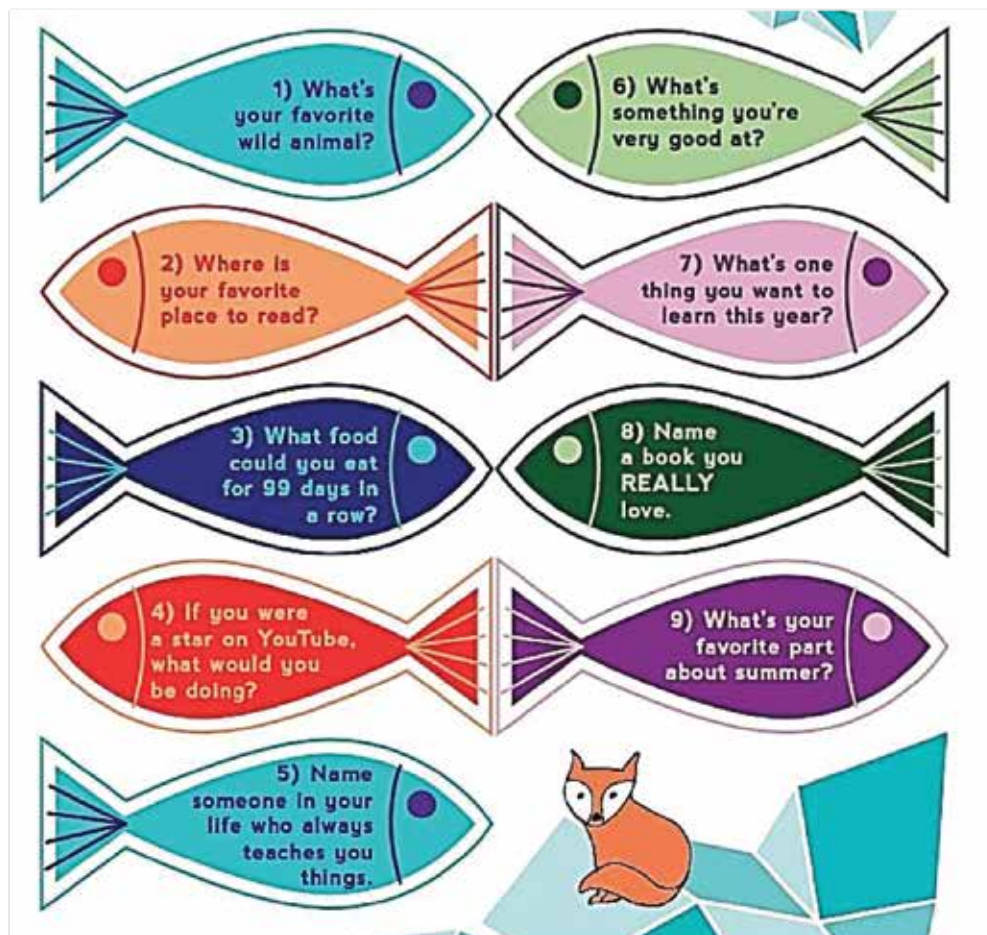
- dish
- middle
- goofy
- jump



# Spelling Bee


U	I	B	A	C	K	Y	A	R	D	S	A	M	O
E	T	A	S	S	R	A	E	T	K	H	R	E	I
M	M	M	O	A	I	M	I	D	B	O	M	L	A
T	S	O	S	A	S	H	A	A	O	S	C	A	B
E	E	T	U	D	B	C	N	O	A	G	H	M	E
E	O	N	C	T	A	A	D	G	R	R	A	E	D
D	S	S	G	T	H	G	B	R	A	K	I	A	R
M	A	N	E	E	S	S	D	D	O	Y	R	E	O
E	G	S	T	B	L	S	M	I	R	G	S	D	O
M	A	N	S	S	O	C	L	A	G	O	T	S	M
E	E	D	R	M	E	H	D	E	A	C	M	A	D
Y	C	O	E	B	N	Y	E	N	E	R	D	D	B
H	M	D	L	E	N	Y	E	O	A	H	O	R	M
E	S	A	C	K	O	O	B	S	A	M	N	H	A

HIT  
MOUTHS  
DOG  
ARMCHAIRS  
CAT  
MAN  
EYES  
BOOKCASE  
DIG  
ARMS  
AND  
BACKYARD  
TEN  
BEDROOM  
EARS  
LEG





Draw or paste pictures of each season.



ludo board  
car

boat  
train

plane  
dolls

1. The \_\_\_\_\_ is blue.
2. The \_\_\_\_\_ is red.
3. It's a green \_\_\_\_\_.
4. These are \_\_\_\_\_.
5. This is a \_\_\_\_\_.
6. The \_\_\_\_\_ is red.





**AM-ARE-IS/WAS-WERE**

TODAY	YESTERDAY
AFFIRMATIVE	AFFIRMATIVE
1. I _____ tired.	1. I _____ tired.
2. I _____ hungry.	2. I _____ hungry.
3. You _____ nice.	3. You _____ nice.
4. He _____ funny.	4. He _____ funny.
5. She _____ 8 years old.	5. She _____ 8 years old.
6. We _____ late.	6. We _____ late.
7. They _____ at school.	7. They _____ at school.
8. I _____ at the cinema.	8. I _____ at the cinema.
9. You _____ at the supermarket.	9. You _____ at the supermarket.
10. She _____ at home.	10. She _____ at home.
NEGATIVE	NEGATIVE
1. We _____ sad.	1. We _____ sad.
2. They _____ happy.	2. They _____ happy.
3. The table _____ red.	3. The table _____ red.
4. I _____ tall.	4. I _____ tall.
5. She _____ short.	5. She _____ short.
6. We _____ at the airport.	6. We _____ at the airport.
7. They _____ strong.	7. They _____ strong.
8. He _____ fast.	8. He _____ fast.
9. I _____ at the bus station.	9. I _____ at the bus station.

Read the story and write a review of it: <https://www.storynory.com/subscribe/>




Book Review


By \_\_\_\_\_

Genre: \_\_\_\_\_

I read \_\_\_\_\_

by \_\_\_\_\_

This book was about \_\_\_\_\_

\_\_\_\_\_

\_\_\_\_\_

\_\_\_\_\_

My favorite part of this book was \_\_\_\_\_

\_\_\_\_\_

\_\_\_\_\_

because \_\_\_\_\_

\_\_\_\_\_

\_\_\_\_\_

### Fill in the blanks with Was or Were

1. I \_\_\_\_\_ crossing the red light when accident took place.
2. Sheena \_\_\_\_\_ at home yesterday.
3. You \_\_\_\_\_ very busy on Monday.
4. I \_\_\_\_\_ so happy yesterday.
5. They \_\_\_\_\_ working on their chemistry project.
6. She \_\_\_\_\_ in USA last month.
7. Did She say what she \_\_\_\_\_ doing.
8. They \_\_\_\_\_ in front of the Garden
9. We \_\_\_\_\_ at school last Sunday.
10. Where \_\_\_\_\_ they playing.








## Cross word puzzle: Investigations

Solve the crossword using the list of words and the clues.



infer  
observe  
examine  
revealed  
inconceivable  
aspects  
link  
detective  
inquisitive  
inspect  
conclude  
inquiry  
analyze  
mental  
deduce  
investigate

### Across

- 2. a question
- 5. unimaginable
- 6. to examine all the parts of something in order to understand it
- 9. to look into a situation (often a crime, but it can also be a mystery)
- 12. a connection; one part of a chain
- 14. to notice or watch
- 15. to figure out something unknown by considering all its known aspects and reasoning it through
- 16. to consider the evidence and then decide what is true or correct (OR to end something)

### Down

- 1. curious; wants to understand things
- 3. related to the mind
- 4. a person whose job is to find or recognize the hidden information needed to solve a crime
- 7. to look closely at something
- 8. shown or made known
- 10. different sides or ways of looking at something
- 11. to make a logical guess that something is true based on the evidence, although the evidence is not clear enough to be absolutely certain
- 13. to look at something carefully to find problems or specific information



Choose and write the correct words.



1. The trees are \_\_\_\_\_ the house.

- a. in front of      b. behind      c. above

2. The deer is \_\_\_\_\_ the pond.

- a. next to      b. behind      c. between

3. The birds are \_\_\_\_\_ the water.

- a. below      b. between      c. above

What do you do? Write the activities in your daily diary.

Days	
Monday	
Tuesday	
Wednesday	
Thursday	
Friday	
Saturday	
Sunday	



Make a list of words that begin with these sounds.

ch	sh	th

Write the past tense form



1. Dance _____	1. Wash _____
2. Plan _____	2. Work _____
3. Clean _____	3. Shave _____
4. Type _____	4. Carry _____
5. Study _____	5. Listen _____
6. Shop _____	6. Turn _____
7. Look _____	7. Ask _____
8. Play _____	8. Answer _____
9. Empty _____	9. Push _____
10. Stop _____	10. Wait _____



I got a new friend by Karl Newson Edwards

Princess and the pea

The black horse

The witches by Roald Dahl

A girl named Helen Keller by Margo Lundell

Name:

## My Book Review

Book Title

Author



Brief Summary:

Do you recommend or not recommend this book ? Why ?



# Adjective

A	G	G	R	E	S	S	I	V	E	B	D
S	H	I	L	A	R	I	O	U	S	R	I
Q	C	X	C	J	B	R	A	V	E	I	S
X	E	X	U	B	E	R	A	N	T	G	T
O	S	P	A	R	K	L	I	N	G	H	I
M	A	G	N	I	F	I	C	E	N	T	N
U	P	R	E	C	I	O	U	S	R	V	C
K	X	E	X	P	E	N	S	I	V	E	T

Find the following words in the puzzle.

Words are hidden → and ↓ .

AGGRESSIVE

BRAVE

BRIGHT

DISTINCT

EXPENSIVE

EXUBERANT

HILARIOUS

MAGNIFICENT

PRECIOUS


SPARKLING



Look carefully at the pictures below. Write the story based on the pictures. Give a title to the story.



Look carefully at the pictures below. Write the story based on the pictures. Give a title to the story. Give a moral if possible.





**Album Covers:**

Create artwork for an album. The album may be connected to a skill and should demonstrate or explain how that skill is used. Or the album cover may be connected to a novel and the art work might present a relevant theme in the story.

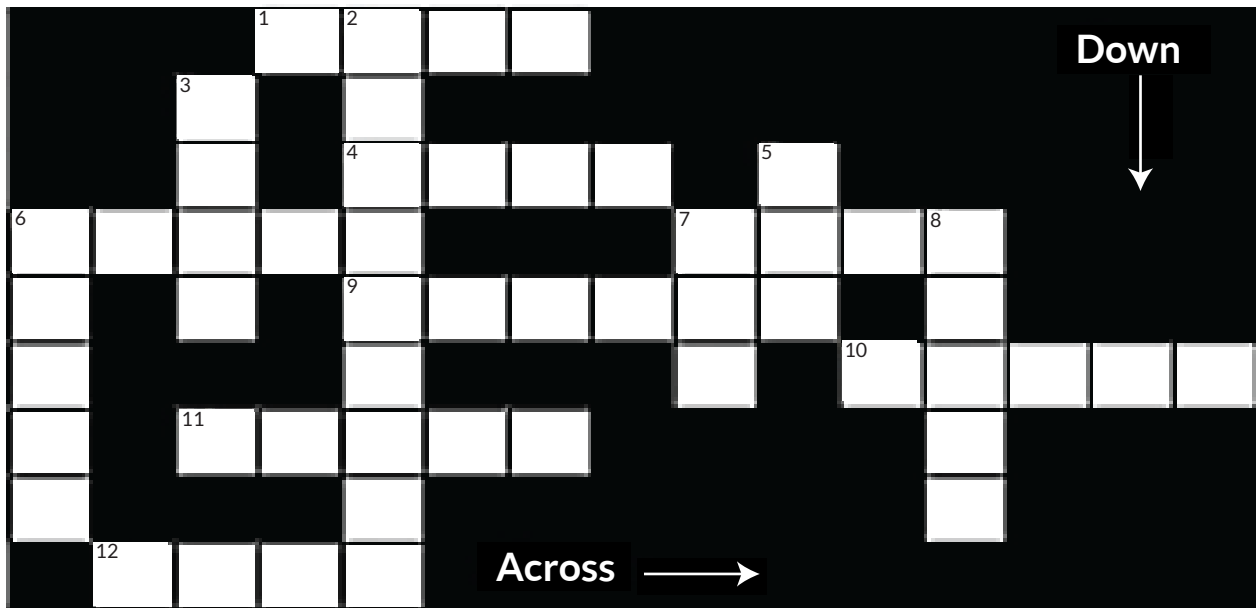


Imagine you traveled between two cities in your country last year. Write about it.





## Crossword: Opposites



Write the opposite of each word below in the crossword puzzle.

Across	Down
Opposite of buy	Opposite of cheap
Opposite of push	Opposite of empty
Opposite of true	Opposite of cooked
Opposite of soft	Opposite of last
Opposite of wide	Opposite of cold
Opposite of right	Opposite of clean
Opposite of black	
Opposite of early	



# BRAIN TEASERS

1. What can you hold without ever touching or using your hands?
2. A farmer has 17 sheep and all but nine die. How many are left?
3. What is full of holes but can still hold water?
4. When you have me, you immediately feel like sharing me. But, if you do share me, you do not have me.
5. When you have me, you immediately feel like sharing me. But, if you do share me, you do not have me.
6. I am the beginning of sorrow and the end of sickness. You cannot express happiness without me yet I am in the midst of crosses. I am always in risk yet never in danger. You may find me in the sun, but I am never out of darkness.
7. What has a mouth, but cannot eat; moves, but has no legs; and has a bank, but cannot put money in it?
8. Give me food, and I will live; give me water, and I will die. What am I?

Crack the code to find the answer to the question about penguins.

A	B	C	D	E	F	G	H	I	J	K	L	M
1	2	3	4	5	6	7	8	9	10	11	12	13
N	O	P	Q	R	S	T	U	V	W	X	Y	Z
14	15	16	17	18	19	20	21	22	23	24	25	26

1.) What do penguins eat?

11 18 9 12 12 , 19 17 21 9 4 , and 6 9 19 8

2.) What is the smallest species of penguin called?


12 9 20 20 12 5 2 12 21 5 16 5 14 7 21 9 14

3.) How fast can some penguins swim?

6 9 6 20 5 5 14 13 16 8

4.) How many different species of penguins are there?

14 9 14 5 20 5 5 14





Now Enjoy Watching These Movies And Write Your View About Each



Home



Stuart Little



Trolls



Boss Baby



Wish Dragon



The Smurf



Mega Mind

Monster Vs Alines



Minions







Grade 1 till 3



Summer task  
Grade I


Instruction:

- Time allocated per day: 30 minutes
- All the written work should be done on rough notebook or loose sheets.

Q.1. Add then color all the sum using the color key below.


1 = Green     2 = Red     3 = Blue

4 = Yellow     5 = Black





Q.2. Color the correct time as shown on each clock.

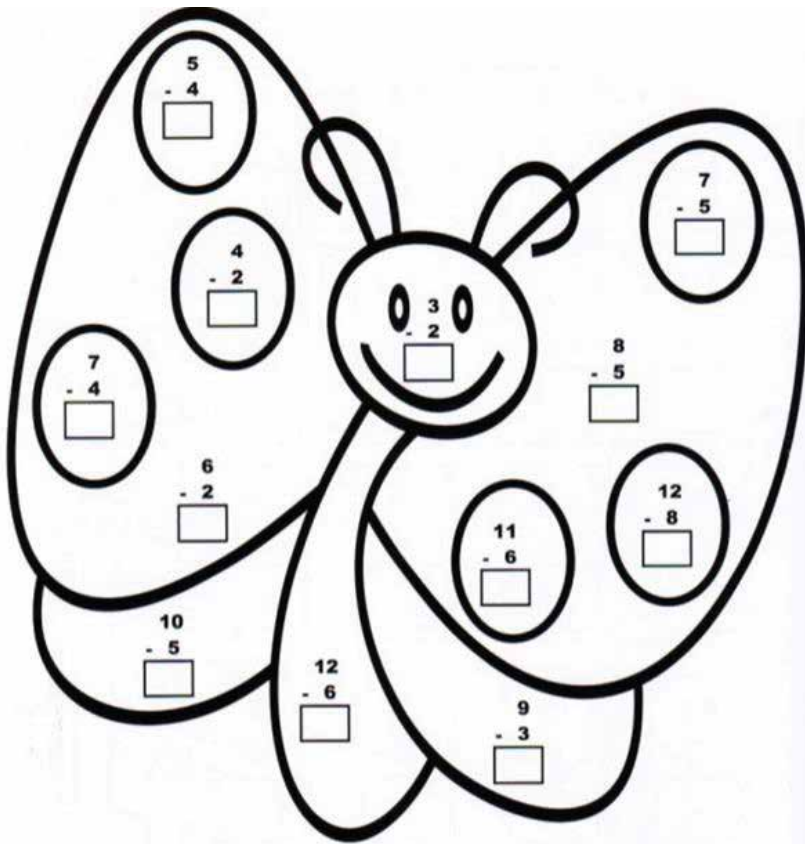


Q.3. Fill in the Missing Numbers in the chart.

1		3	4	5	6		8	9	10
11		13	14		16	17	18		20
21	22		24	25	26		28	29	30
31	32	33	34	35	36	37	38	39	
	42		44		46	47	48	49	50
51	52	53	54	55	56	57		59	60
61		63		65		67	68	69	
71	72		74	75	76		78	79	80
	82	83	84		86	87	88	89	90
91	92		94	95		97	98		100



Q.4. Complete the subtraction facts and use the color key to color the picture.



If the answer is 1 color **Red**  
 If the answer is 2 color **Blue**  
 If the answer is 3 color **Green**  
 If the answer is 4 color **Orange**  
 If the answer is 5 color **Purple**  
 If the answer is 6 color **Yellow**

Q.5. Read the question and answer each question. Show your work!

Joan was helping her little sister, Jenna, to clean up her room because it was such a mess!

1. Joan found 16 dolls in the toy box and 4 dolls under Jenna's bed. How many dolls did Jenna have?
2. The box for a set of 40 building blocks was half empty. There were only 13 blocks in the box. Joan found 9 blocks in Jenna's closet. How many building blocks did Joan find?
3. There were 23 books on the book shelf and 5 more on the floor. How many books were there in total?
4. Jenna's laundry basket was full. There were 8 shirts and 3 pairs of pants inside. Jenna also found 7 more dirty shirts behind the dresser. How many dirty shirts were there in total?
5. Joan found 20 crayons on the floor and there were another 12 crayons inside the box. How many crayons were there in total?
6. Write the addition sentence that fits this: "There were 7 sweaters hanging in the closet and 5 sweaters folded on the bed. Jenna had 12 sweaters in total".




## Grade II

Instruction:

- Time allocated per day: 30 minutes
- All the written work should be done on rough notebook or loose sheets.

Q.1. Write & learn tables of 2, 3, 4, 5, 6, 7, 8, 9

Q.2. Connect the dots. Skip count by 2



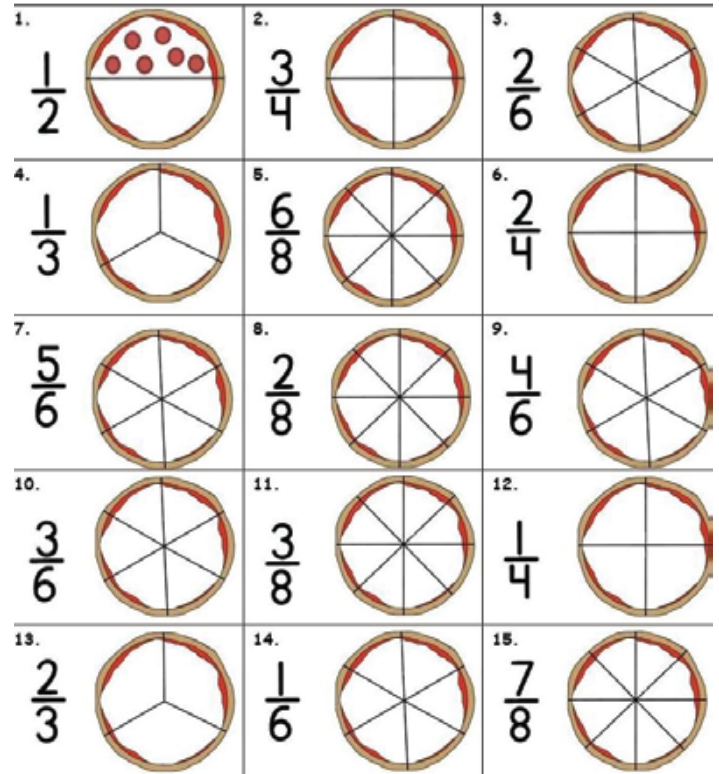
Q.3. It is Christmas time! Jack and Ashley receive a lot of presents and it is time to unwrap them

1. There are two stacks of presents for Jack and Ashley. There are 15 presents in one stack and 18 in another stack. How many presents in total are there?
2. Jack unwrapped two boxes of puzzles. There are 24 pieces of puzzles in each of the boxes. How many puzzles pieces are there in total?
3. Jack receives a box of Lego mini figures. It comes with 12 mini figures. He already had 9 of them. How many Lego mini-figures does he have now?
4. Ashley collects stamps. She has 36 stamps in her stamp collection book. Uncle Joe gives her another 8 stamps and 5 special collectible coins as her Christmas present. How many stamps in total does she have?
5. Jack and Ashley receive some money from their grandparents. Grandma gives them \$8 and grandpa gives them \$12. How much money do they receive in total?
6. Write the addition sentence that fits this: "Ashley unwrapped 6 presents and there are still 9 more to unwrap. She receives 15 presents in total."





Q.4. Chef andre needs to get 15 Pizzas ready for a big party. You can add the pepperoni pieces. The fraction shows how much of the pizza needs the pepperoni pieces. Draw small, round red dots for pepperoni. Andre did the first pizza for you.


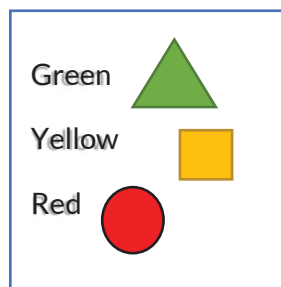


Q.5. Read the question and answer each question

- 3 Girl's share 24 toys equally how many toys does each girl get?  
\_\_\_\_\_ Girls share \_\_\_\_\_ toys equally how many toys does each girl get?
- A hamburger cost 3 dollars. Petra has 20 dollars How many hamburger s can she buy?  
\_\_\_\_\_hamburger cost\_\_\_\_\_dollar. Petra has\_\_\_\_\_dollars. How many hamburgers can she buy?
- 21 boys are put into equal teams there are 7 boys in each team how many equal teams are there?  
\_\_\_\_\_boys are put into equal teams thereare\_\_\_\_\_boys in each team how many equal teams are there?



Q.6. Identify the shapeandthen color the apple by their shape.





## Grade III

Instruction:

- Time allocated per day: 30 minutes
- All the written work should be done on rough notebook or loose sheets.

Q.1. Write & learn tables of 2, 3, 4, 5, 6, 7, 8, 9

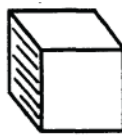
Q.2. Find each of the shapes in the picture below.



cone



sphere



cube




cylinder



rectangular  
prism

Count the number of each shape in the picture. Record your answer

1. \_\_\_\_\_ sphere
2. \_\_\_\_\_ cone
3. \_\_\_\_\_ cube
4. \_\_\_\_\_ cylinders
5. \_\_\_\_\_ rectangular prisms



Color the picture using the code.

Cone--- Red

Cylinder---- Orange


Spheres---Blue

Rectangular Prism--Brown

cube----- yellow



Q.3. Each cupcake on this graph stands for one birthday in Mrs. Wong's class



- 1) How many apples were harvested in 2012?
- 2) How many more percent apples were harvested in 2010 than in 2014
- 3) How many apples were harvested from 2010 to 2014?
- 4) What percentage of the total number of apples was harvested in 2012?
- 5) It takes 12 apples to make 1 liter of apple juice. How many liters of apple juice could be made in 2014?
- 6) About 15% of all the harvested apples in 2010 had worm holes in them. How many apples did not have worm holes in 2010?

Q.4. Find the sums.

$$\begin{array}{r} 32 \\ + 15 \\ \hline \end{array}$$

$$\begin{array}{r} 20 \\ + 29 \\ \hline \\ \hline \end{array}$$

$$\begin{array}{r} 44 \\ + 34 \\ \hline \end{array}$$

$$\begin{array}{r} 62 \\ + 6 \\ \hline \\ \hline \end{array}$$

$$\begin{array}{r} 41 \\ + 10 \\ \hline \end{array}$$

$$\begin{array}{r} 72 \\ + 26 \\ \hline \\ \hline \end{array}$$



$$\begin{array}{r} 3 \ 4 \\ + 2 \ 3 \\ \hline \hline \end{array}$$

$$\begin{array}{r} 5 \\ + 6 \ 1 \\ \hline \hline \end{array}$$

$$\begin{array}{r} 5 \ 4 \\ + 2 \ 0 \\ \hline \hline \end{array}$$

A. Ken has 25 toy cars. Tim has 13 toy cars. How many toy cars do they have altogether? \_\_\_\_\_

B. Sara has 34 dolls. She buys 3 more. How many dolls does she have in all? \_\_\_\_\_




Q.5. Circle the correct time.

1.



3:30 4:00 5:00

2.



2:00 3:30 2:30

3.




6:00 12:30 6:30

4.




9:30 9:00 10:30

5.




7:00 8:00 8:30

6.



6:30 7:30 8:30

7.



6:30 4:30 3:30

8.



12:00 12:30 1:00

























9.



10:00 11:30 10:30



Q.6. Fill in the missing numbers. Count by tens.

A.						
B.						
C.						
D.						





# science

Grade 1 till 3





## Instructions to be followed!

### Don'ts

1. Don't touch the books.
2. No teachers needed .
3. Don't login to teams
4. Don't open the notebooks.

### Dos

1. Do keep your minds up.
2. Time to show off creativity
3. Be the leader.
4. No rights and wrongs but the job is must.





## Grade 1 & 2

### Introduction

Building "junk-bots" is a fun activity where you can turn recycled materials— like plastic bottles and cardboard tubes — into robots! This is a great activity for a classroom or a group of friends, because you can race your robots against each other and even make them sumo wrestle. You do not need any previous experience with robotics to build junk - bots. A Science Buddies kit is available with all the electronic parts you need, including motors, batteries, and clear instructions for how to connect them. Gather up some recycled materials and get started! Use the link below:

<https://www.sciencebuddies.org/stem-activities/build-a-recycled-robot#instructions>



You will also need the following supplies. These are just suggestions; you do not need to use all of them, and you can pick other materials not listed here:

- Recycled construction materials, like plastic bottles, cardboard tubes, etcetera
- Other construction materials, like popsicle sticks and straws
- Various adhesives and attachment mechanisms, like clear tape, duct tape, rubber bands, zip ties, glue (a hot glue gun is helpful, but adult supervision is recommended)
- Decorative items, like googly eyes, pipe cleaners, construction paper, glitter, crayons and markers, etcetera
- Corks (these are pressed on to the motor shafts to make the motors vibrate)
- Scissors (older students can use hobby knives, adult supervision recommended)
- Small Phillips - head screwdriver

You can construct your own robot with a new design.

Things to be shared:

- How did you do it?
- What was the most challenging part?
- Did you need help?
- What did you use?
- Take a picture and share with class mates.



## Grade 3

**Be the Scientist!**

Let's research and find the development in farming techniques used today. Prepare a ppt or a 3D model of the agricultural farm with all the innovative ideas being introduced in farming and growing plants. Prepare the notes on the points being mentioned below:

- What does your farm show? Label and display the materials used in preparing the model.
- How is the farm of today being different from that of the past?
- What improvement is seen after the inclusion of these innovations in farming.
- What makes the farmer of today have the better lifestyle than the farmer of the past.







# URDU

Grade 1 till 3





## جماعت اول

سوال نمبر ۱: حروف تہجی۔

۱ سے ۷ تک حروف تہجی کی مشق آدھی اشکال کے ساتھ کریں۔ ہفتے میں دوبار کریں۔

سوال نمبر ۲: ۱ سے ۷ تک تین تین الفاظ بنائیں

ا	انگور	انار	اتوار

سوال نمبر ۳: دیے گئے الفاظ کے جملے بنائیں۔

گھر	پھول	سبز	گیند
کتاب	باغ	میدان	کرسی
پھل	کپڑے	کھیل	آنکھ
کھانا	اچھا	گڑیا	بال
موسم	گندا	کمرہ	پانی
گیمی	موٹا	صاف	آم
خوب صورت	نیک	بستہ	اسکول
آم			لال



سوال نمبر ۴: دیئے گئے عنوانات پر کم سے کم ۴ سے ۵ جملے لکھیں۔

۱ - میرا پسندیدہ کھلونا۔

۲ - میرا پسندیدہ پھل

۳ - میری امی جان

۴ - میرا گھر

## جماعت دوم/سوم

سوال نمبر ۱ - لغت بنائیں۔

کوئی سے بیس الفاظ چن کر ان کت معنی لکھیں اور جملے بنائیں۔

سوال نمبر ۲-پیرا گراف

دیئے گئے عنوانات پر پیرا گراف لکھیں۔

۱- میری امی جان

۲ - میرا وطن

۳- میرا گھر

۴ - میرا پالتو جانور

۵ - میرا پسندیدہ پھل

سوال نمبر ۳: تصویری کہانی۔

دی گئیں تصویری کی مدد سے کہانیاں لکھیں۔





سوال نمبر ۴ : کتابچہ۔

اپنی اور اپنے گھروالوں کے متعلق معلومات اکٹھی کریں اور تصویروں کی مدد سے ایک خوبصورت کتابچہ بنائیں۔

سوال نمبر ۵ : خوشخطی۔

ایک صفحہ روزانہ خوشخطی کا لکھیں۔

سوال نمبر ۶ : واحد/جمع

دیئے گئے الفاظ کی جمع بنائیں۔

واحد	جمع	واحد	جمع
کتاب		پرنده	
تصویر		بنده	
بات		جوتا	
دکان		لکڑی	
گاڑی		لوگ	



سوال نمبر ۷: مذکر/مونث  
دیئے گئے الفاظ کی مونث بنائیں۔

واحد	جمع	واحد	جمع
دادا		چچا	
نانا		بندر	
والد		چڑا	
بیٹا		مالی	
ماموں		راجا	





# ICT

Grade 1 till 3




Around us, there are many things which either exist naturally or are made by humans.

Look at this picture. Color the natural things **red** and man-made things **blue**.



Machines are man-made things used to perform different kind of work. They tend to make our work easier and help us save time.

Below are some machines on a table. Do you think you can identify them?



Machines




Computers are everywhere around us. In Hospitals, Schools, Offices and even at Coffee shops.



Can you write the uses of computers at the following places?

PLACE	USAGE
Airport	
Bank	
Supermarket	
Factory	
Military	

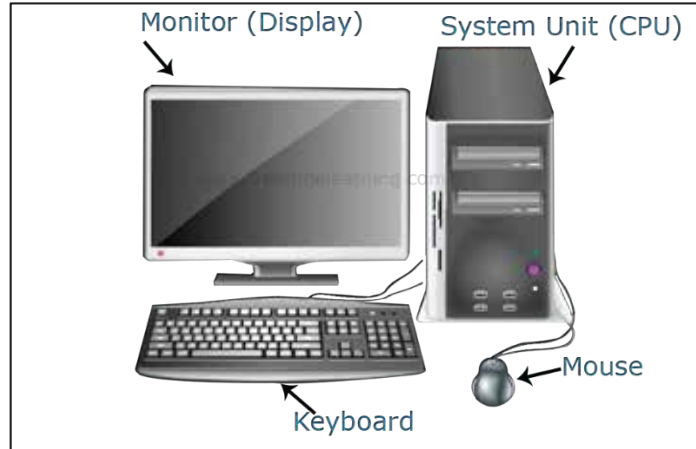
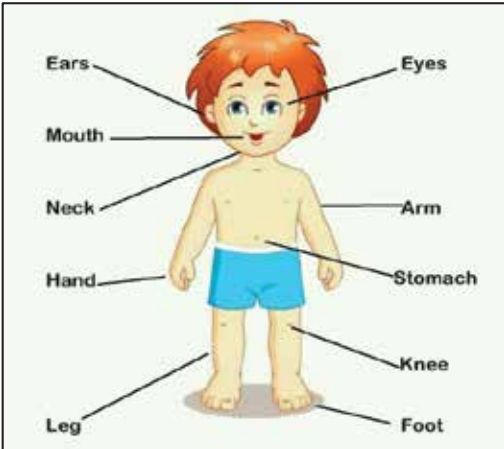
Do you use a computer? Have you ever used it? Have you seen somebody at your home using it?

Can you write about your own experience while using the computer? What did you use it for? If not, can you ask your parents/elder siblings or relatives about their tasks on a computer?

1.	
2.	
3.	
4.	
5.	
6.	
7.	
8.	



The human body is made up of different parts as given below. Do you know that a computer has several parts as well?



A monitor is used to display the output on the screen.

Draw a picture of your choice on the screen and color it.





Can you color your name on the keyboard in **BLUE** color?



A laptop is a portable computer. Portable means that it can be carried around easily while the desktop computer is difficult to move.





Carefully read the scenarios and recommend a computer type accordingly. Justify your answer as well.

Scenario	Computer Type	Why?
A computer at a fuel station.		
An engineer responsible for testing network connectivity.		
An astronaut deployed in the international space station.		
An international businessman.		
A defense system installed on a tank.		
A multinational organization.		
An adventure photographer.		
A DJ having a large number of track records.		
A professional computer gamer.		



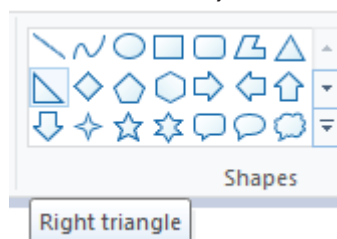
The Microsoft Paint is a built-in graphics editing tool present in Microsoft Windows. It is used to create graphics and perform art work.

1. Turn on your PC/Laptop and wait till the desktop appears.
2. Click on the start icon  located at the bottom right corner of your screen and a menu will appear.
3. Type paint and wait for results.
4. Open up Microsoft Paint by clicking on this icon  and draw the image given below.



Now, write the steps involved in creating this drawing. Along with the names of the tools used.

Hint: If you hover your mouse cursor on the tool, its name will pop up like this:



It is shown that the tool on which cursor is placed is a right-triangle shape tool.

1.	
2.	
4.	
5.	
6.	
7.	
8.	



**Input Devices.** All the devices which are used to enter the data **into** the computer system are called Input Devices.

**Output Devices:** The devices which are used to get the results **from** the computer system are called output devices.

**Differentiate between the Input and Output Devices given below.**



1.		2.		3.	
4.		5.		6.	
7.		8.		9.	

**Storage Devices** are used are the peripherals used to store data.

**Write the features of the following storage devices. You may use the internet to research.**






Memory Card	Flash Drive	Hard Disk Drive (HDD)	Solid State Drive (SSD)



The conventional definition of computer states that “A computer is a digital machine which takes Input, Processes it and shows Output”. This process is also known as IPO.

Match the following processes according to the IPO cycle.

INPUT	 Boiling water, tea leaves, milk and sugar
PROCESSING	 Prepared tea
OUTPUT	 Water, tea leaves, milk and sugar



Internet stands for **I**nternational **N**etwork. A network is an interconnection of two or more computers. So basically, internet is the largest network of computers connected together to exchange data and information.

Use the internet to research the advantages and disadvantages of using the internet and write them below.

Advantages	Disadvantages



# Activities



## Activities

### Grade 1

As the world is progressing towards advanced technological measures, everything has started to take the digital shape. The academic content backed up by relevant skills tend to make the profile of a ward strong.

Roots International Schools, since its inception has been focused upon the academic betterment of the students styled on the modern educational system. The education system designed on the three E's, *Exposure*, *Expansion* and *Exploration*, RIS is keenly determined to ensure that the students get a hands-on experience of the modern era tools.

### Activity

**Doodle Art:** A doodle is a sketch and/or a drawing made while a *person's attention is occupied somewhere else*. However, we want your attention to be on your screens.

The students of Grade 1 are required to open up Microsoft Paint and create the doodle art.



This is just an example of something doodled. However, we want you to go creative on theme of “Virtual Learning”, “I miss school” and “Life in Pandemic”.

You'll have to make **three** doodle arts.

**Happy Doodling.**



## Activities

### Grade 2

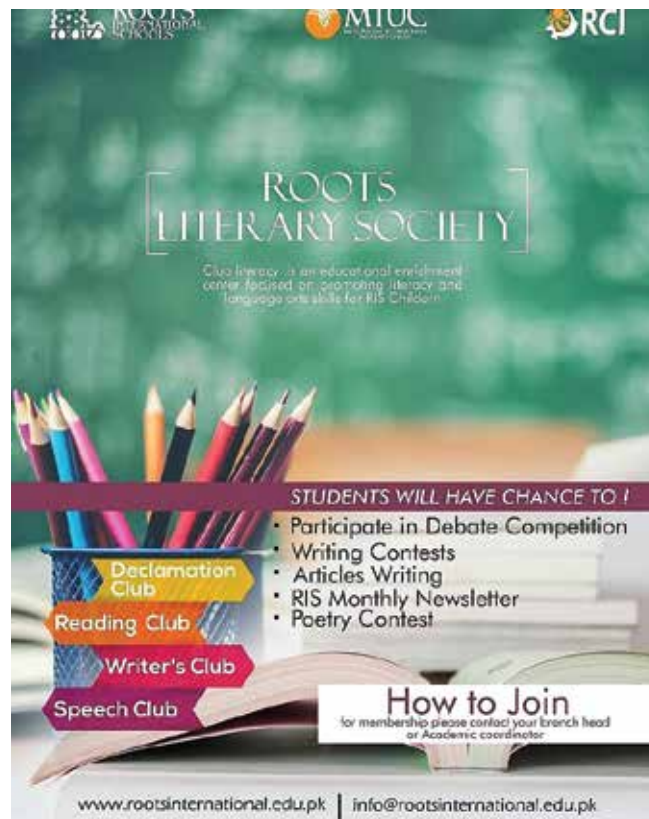
As the world is progressing towards advanced technological measures, everything has started to take the digital shape. The academic content backed up by relevant skills tend to make the profile of a ward strong.

Roots International Schools, since its inception has been focused upon the academic betterment of the students styled on the modern educational system. The education system designed on the three E's, *Exposure*, *Expansion* and *Exploration*, RIS is keenly determined to ensure that the students get a hands-on experience of the modern era tools.

### Activity

**Poster Designing:** A poster is a temporary promotion of an idea, product or an event. It contains both textual and graphic elements. Posters are considered a great tool for marketing.

The students of Grade 2 are required to use *Microsoft Paint*, *Photoscape* or any other editing tool to create a poster.



This is just an example of a poster. We want you to go creative and come up with something amazing.

You're required to make **three** posters.



## Activities

### Grade 3

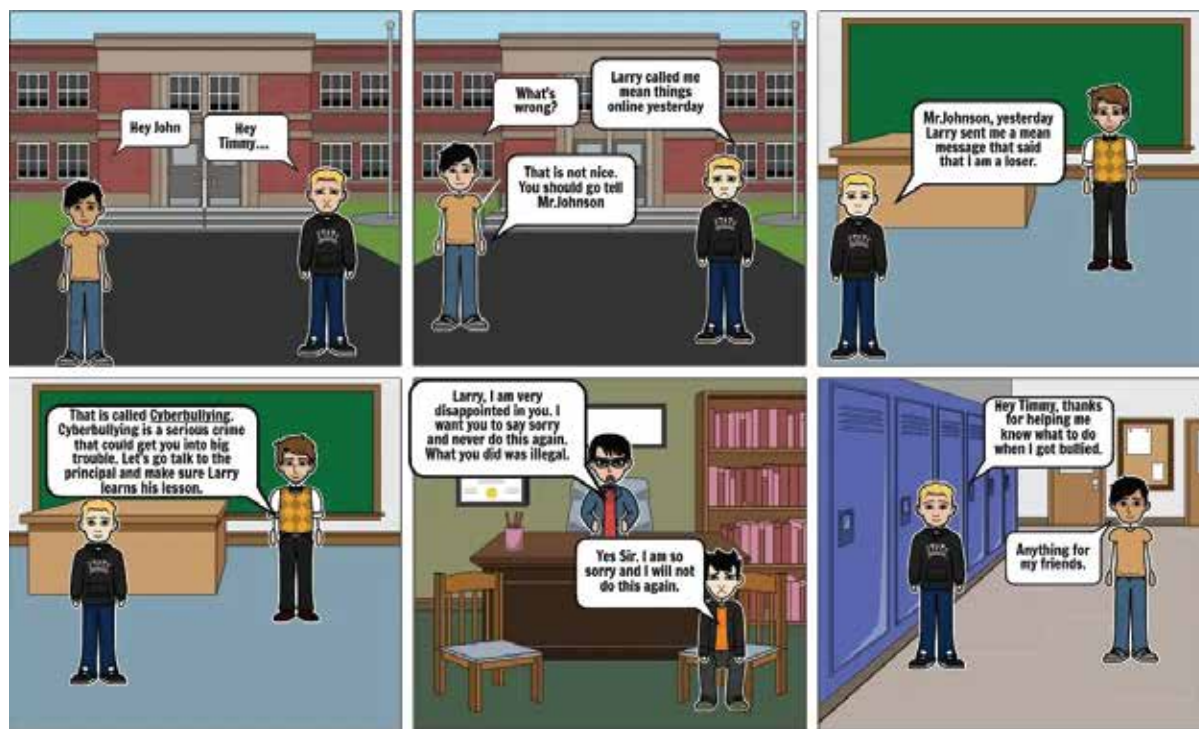
As the world is progressing towards advanced technological measures, everything has started to take the digital shape. The academic content backed up by relevant skills tend to make the profile of a ward strong.

Roots International Schools, since its inception has been focused upon the academic betterment of the students styled on the modern educational system. The education system designed on the three E's, *Exposure*, *Expansion* and *Exploration*, RIS is keenly determined to ensure that the students get a hands-on experience of the modern era tools.

### Activity

**Storyboarding:** A storyboard is a visual representation of how a story will play out, scene by scene. It comprises of images in chronological series along with the notes.

The students of Grade 3 are required to create a Storyboard using *Microsoft Paint*, *Photoscape* or any other photo editing tool.



This is just an example of a storyboard on the topic of "Cyberbullying". You may get creative and come up with a story board on the topic of your choice; but hey, it should have a good moral or learning!

You're required to make at least **three** storyboards on different topics of your choice.





SEVENOAKS CAMPUS, LAHORE



WELLINGTON CAMPUS, ISLAMABAD



SIALKOT CAMPUS



RICHMOND CAMPUS



STIRLING CAMPUS



GANDHARA CAMPUS



CLAREMONT CAMPUS



Repton Campus



RAWAL CAMPUS



INTERVIEW CAMPUS, MUZAFFARABAD



Gujrawala Campus



WINCHESTER CAMPUS



Model Town Campus



Kohistan Campus Wah Cantt



## ROOTS INTERNATIONAL SCHOOLS

Head Office: Building 1, Street 48, F-8/4, Islamabad  
Wellington Campus: Plot 66, St 7, H-8/4, Islamabad

+92-51-8439001-7 UAN: 111 724 111

[www.rootsinternational.edu.pk](http://www.rootsinternational.edu.pk)

Lahore Askari 11

